

Scaled data based on original data using  
LM-79-08 Approved Method: Electrical and Photometric Measurements of Solid-  
State Lighting Products

Test Report Prepared for  
Cooper Lighting Solutions  
(formerly Eaton)

Brand: McGRAW-EDISON

Report Number: P385783

Luminaire Tested: **GWC-SA1B-760-U-T3**

Issue Date: 3/3/2020

**Test Information**

Test Method: LM-79-08  
Report Number: P385783  
TEST IS SCALED FROM IESNA LM-79-08 TEST DATA (G2-1903-205-14)  
Test Lab: INNOVATION CENTER  
Issue Date: 3/3/2020  
Manufacturer: COOPER LIGHTING SOLUTIONS (FORMERLY EATON)  
Product Line: MCGRAW-EDISON  
Catalog Number: GWC-SA1B-760-U-T3  
Description: GALLEON WALL LUMINAIRE  
(1) 70 CRI, 5700K, 800mA LIGHTSQUARE WITH 16 LEDS AND TYPE III OPTICS  
Light Source: -  
Ballast/Driver: ELECTRONIC DRIVER

**Summary**

Lumens per Lamp: N/A  
Luminaire Lumens: 6105 lumens  
Efficiency: N/A  
Efficacy: 138.7 lumens/watt  
Luminous Opening: Rectangular (W 0.5' x L: 0.5' x H: 0')  
IES Classification: Type III - Short  
BUG Rating: B1 - U0 - G2

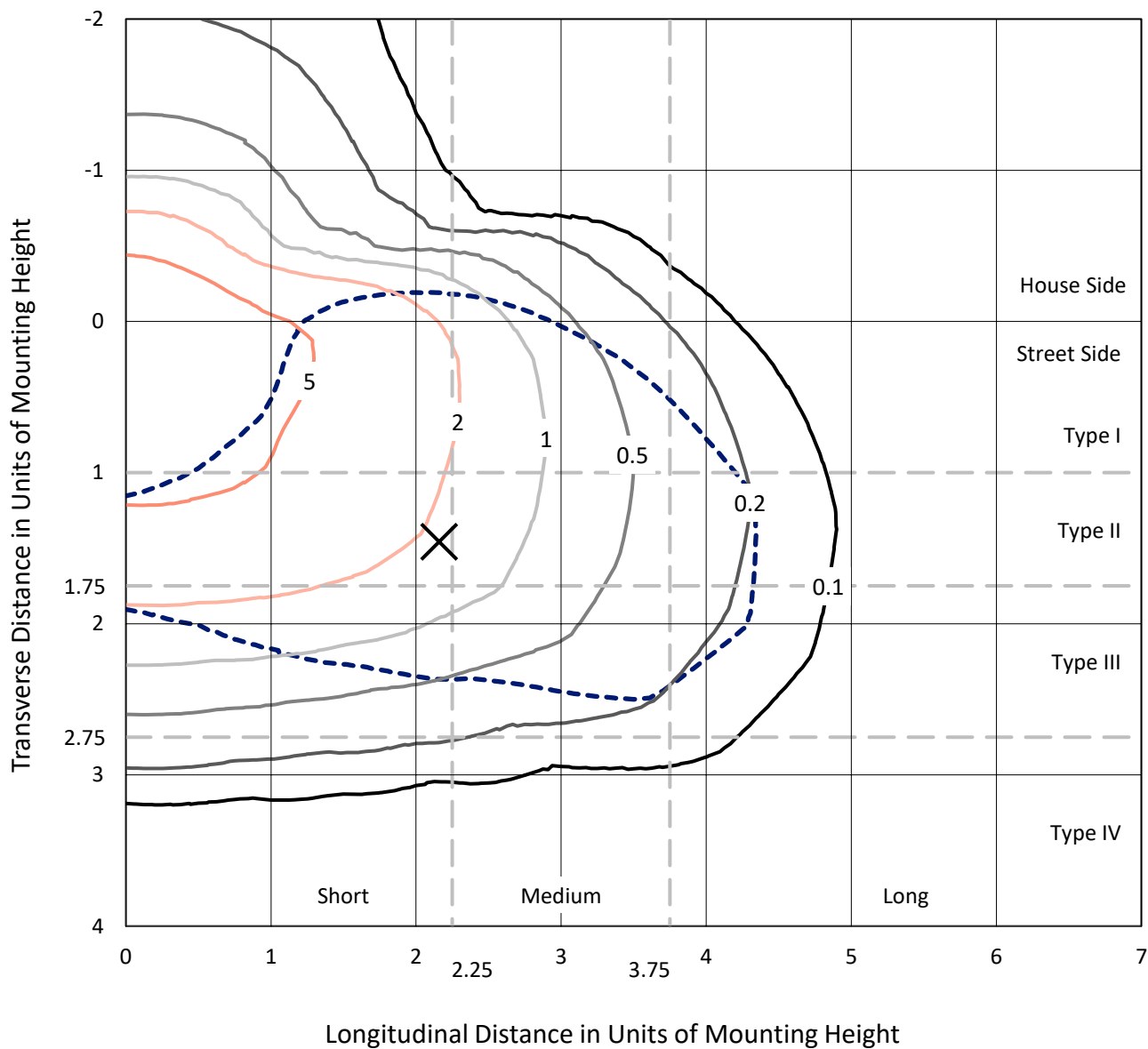
Input Watts (W): 44  
Input Voltage (V): NR  
Input Current (Ain): NR  
Voltage Rise (V): NR  
Power Factor: NR  
Total Harmonic Distortion (THDi): NR  
Frequency (hertz): 60  
Stabilization Time: NR  
Operation Time: NR  
Ambient Temperature (°C): NR  
Test Distance: 24 FT



REPORT NUMBER: P385783  
 CATALOG NUMBER: GWC-SA1B-760-U-T3

### Iso-Footcandle Lines of Horizontal Illumination

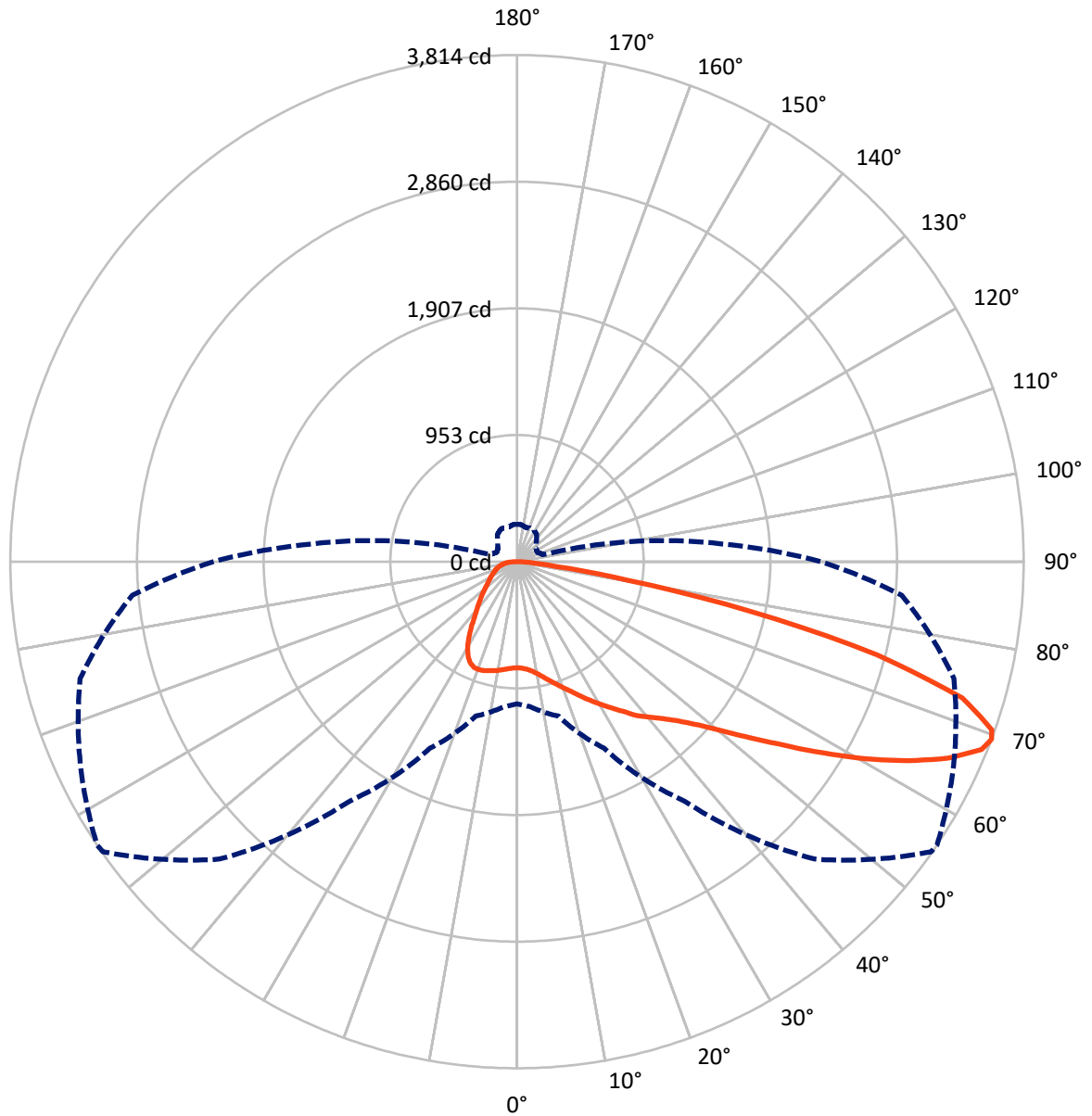
✕ Max cd  
 - - - 1/2 Max cd



Based on 10 foot mounting height. Maximum calculated value = 8.7 fc  
 Type III - Short - N/A

REPORT NUMBER: P385783  
CATALOG NUMBER: GWC-SA1B-760-U-T3

### Luminous Intensity Polar Plot



— Vertical Plane Through 56-Deg Lateral    - - - Horizontal Cone Through 69-Deg Vertical

REPORT NUMBER: P385783

CATALOG NUMBER: GWC-SA1B-760-U-T3

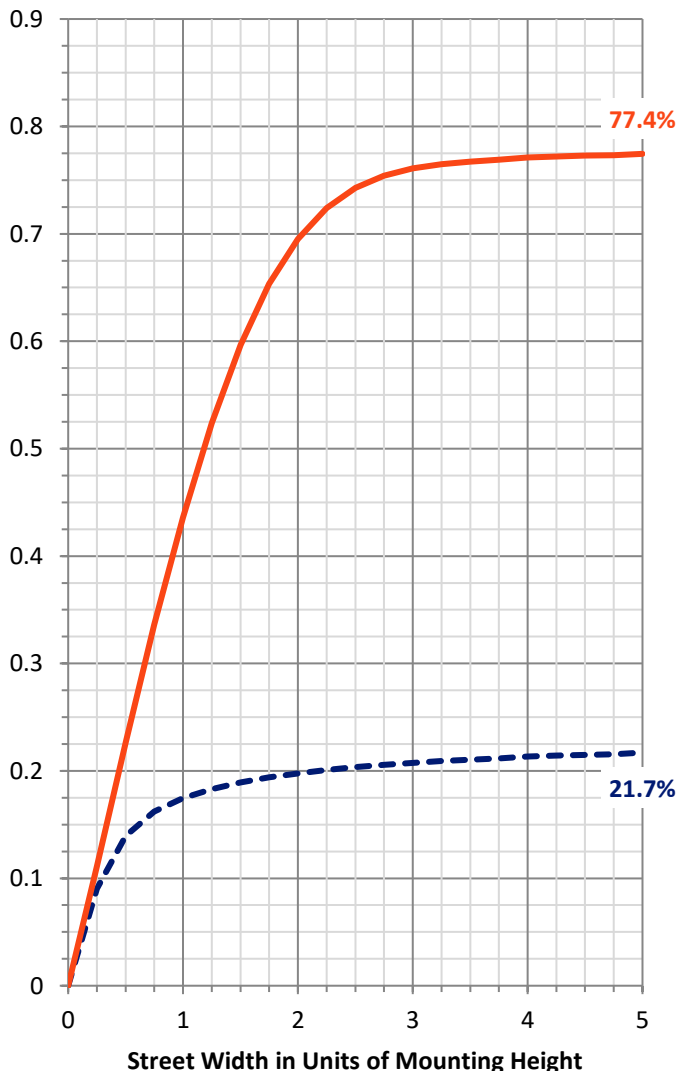
**FLUX DISTRIBUTION:**

		Downward	Upward	Total
<b>House Side</b>	Lumens	1359.6	0.0	1359.6
	% Fixture	22.3	0.0	22.3
<b>Street Side</b>	Lumens	4745.4	0.0	4745.4
	% Fixture	77.7	0.0	77.7
<b>Total</b>	Lumens	6105.0	0.0	6105.0
	% Fixture	100.0	0.0	100.0

**ZONAL LUMENS:**

Zone	Lumens	% Fixture
0°-10°	78.4	1.3
10°-20°	252.1	4.1
20°-30°	440.0	7.2
30°-40°	632.1	10.4
40°-50°	874.8	14.3
50°-60°	1281.6	21.0
60°-70°	1562.5	25.6
70°-80°	863.9	14.2
80°-90°	119.6	2.0
90°-100°	0.0	0.0
100°-110°	0.0	0.0
110°-120°	0.0	0.0
120°-130°	0.0	0.0
130°-140°	0.0	0.0
140°-150°	0.0	0.0
150°-160°	0.0	0.0
160°-170°	0.0	0.0
170°-180°	0.0	0.0
0°-90°	6105.0	100.0
0°-180°	6105.0	100.0

**Coefficient of Utilization**



REPORT NUMBER: P385783

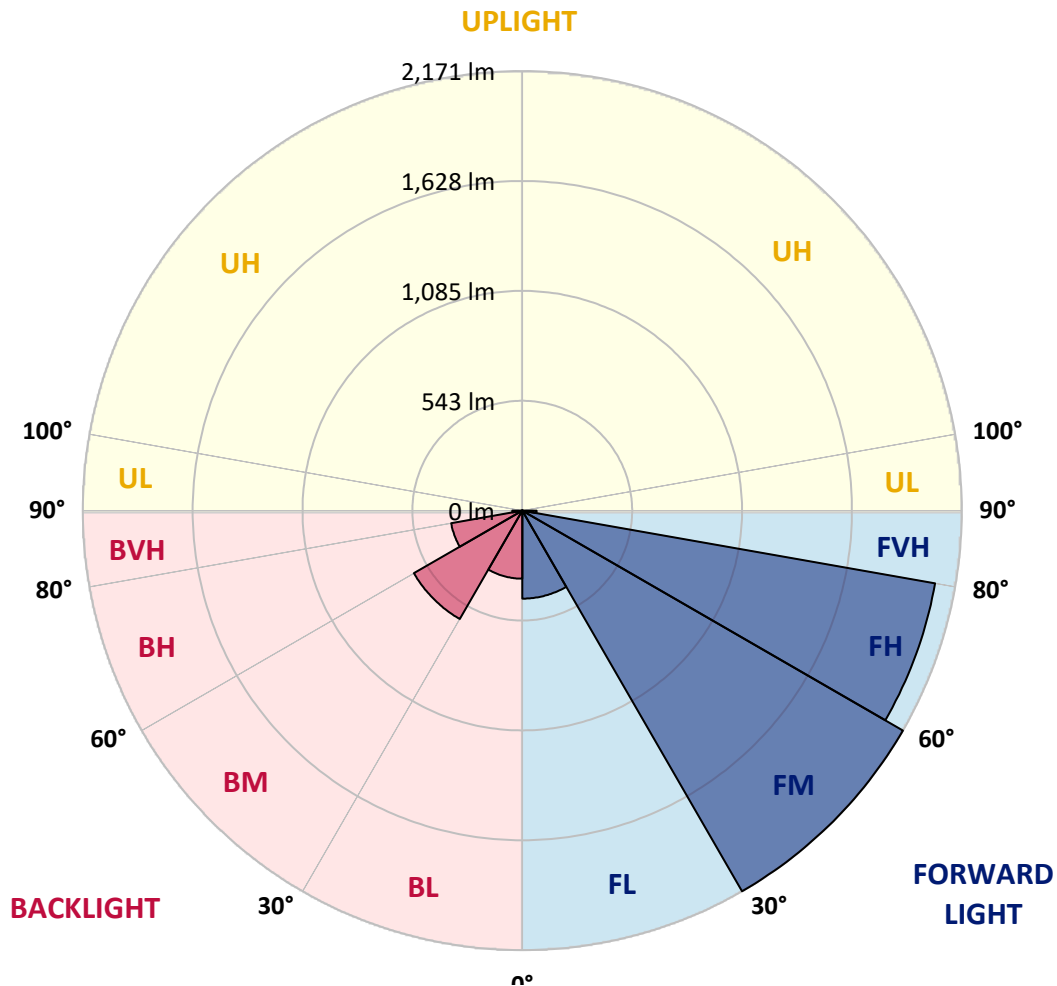
CATALOG NUMBER: GWC-SA1B-760-U-T3

**LUMINAIRE CLASSIFICATION SYSTEM LUMEN TABLE AND BUG RATING:**

Zone	Lumens	% Fixture	Zone Rating/Lumen Limit		
			B	U	G
FL (0°-30°)	434.5	7.1			
FM (30°-60°)	2170.6	35.6			
FH (60°-80°)	2069.9	33.9			G2/5000
FVH (80°-90°)	70.5	1.2			G1/100
BL (0°-30°)	336.0	5.5	B1/500		
BM (30°-60°)	617.9	10.1	B1/1000		
BH (60°-80°)	356.5	5.8	B1/500		G1/500
BVH (80°-90°)	49.2	0.8			G1/100
UL (90°-100°)	0.0	0.0		U0/0	
UH (100°-180°)	0.0	0.0		U0/0	

**BUG Rating: B1-U0-G2**

Type III Short





REPORT NUMBER: P385783  
 CATALOG NUMBER: GWC-SA1B-760-U-T3

**CANDELA DISTRIBUTION (FULL):**

	0°	5°	15°	25°	35°	45°	55°	56°	65°	75°	85°
0°	798.1	798.1	798.1	798.1	798.1	798.1	798.1	798.1	798.1	798.1	798.1
2.5°	803.2	804.0	803.4	805.1	803.2	804.4	803.4	803.4	802.8	800.9	798.8
5°	815.8	817.5	816.4	818.1	815.8	816.2	814.3	814.3	812.4	808.4	804.2
7.5°	835.6	837.5	836.6	838.3	835.2	835.2	832.6	832.6	828.6	822.1	817.3
10°	859.1	861.7	860.8	863.3	860.8	861.7	859.1	859.1	854.1	844.8	838.7
12.5°	893.4	896.6	894.2	894.0	893.0	894.7	892.6	892.6	887.5	874.9	866.5
15°	939.3	942.6	937.8	937.4	931.5	930.8	930.8	930.8	927.3	912.1	898.2
17.5°	992.0	993.1	988.9	982.2	974.6	969.8	969.1	969.1	970.8	970.8	953.1
20°	1043.8	1045.7	1042.3	1034.7	1025.1	1017.9	1012.9	1012.9	1016.2	1016.0	995.0
22.5°	1100.1	1104.6	1099.5	1089.8	1078.5	1070.5	1061.7	1061.7	1064.6	1064.8	1038.9
25°	1173.1	1169.1	1166.0	1152.3	1136.1	1127.9	1119.7	1119.7	1122.6	1121.8	1086.3
27.5°	1237.7	1238.5	1234.3	1219.8	1201.1	1183.0	1182.6	1182.6	1184.5	1181.3	1135.5
30°	1312.8	1313.2	1307.3	1294.3	1273.9	1250.5	1245.1	1245.1	1248.2	1241.5	1182.2
32.5°	1387.4	1389.5	1383.0	1367.2	1350.8	1322.4	1311.5	1311.5	1313.6	1296.8	1229.9
35°	1452.8	1455.8	1453.7	1443.2	1425.3	1400.9	1387.9	1387.9	1386.6	1365.8	1288.4
37.5°	1519.5	1522.2	1519.9	1511.1	1503.9	1478.1	1471.1	1471.1	1471.1	1435.0	1348.1
40°	1588.1	1592.3	1589.5	1577.3	1571.2	1559.5	1542.9	1542.9	1538.9	1499.7	1419.8
42.5°	1651.8	1657.3	1668.2	1661.1	1648.6	1650.3	1616.9	1616.9	1614.8	1586.2	1525.8
45°	1742.2	1750.2	1768.7	1763.3	1760.7	1751.5	1711.7	1711.7	1709.8	1698.9	1668.4
47.5°	1840.9	1851.8	1885.2	1886.3	1913.4	1896.0	1841.9	1841.9	1835.4	1837.9	1839.2
50°	1931.7	1943.7	1998.6	2024.5	2088.4	2092.2	2005.8	2005.8	1999.9	2009.7	2038.8
52.5°	2004.3	2019.4	2088.0	2167.9	2277.5	2308.6	2207.4	2207.4	2203.0	2210.4	2260.4
55°	2057.5	2073.9	2148.6	2294.1	2469.1	2524.0	2439.6	2439.6	2435.4	2440.0	2503.8
57.5°	2069.9	2073.9	2182.2	2379.1	2630.8	2762.7	2723.8	2723.8	2715.3	2692.6	2748.2
60°	2011.6	2027.6	2154.4	2408.9	2755.9	2998.0	3020.7	3020.7	3010.2	2946.5	2991.9
62.5°	1893.4	1922.0	2050.8	2363.5	2804.9	3190.2	3312.0	3312.0	3299.4	3189.6	3219.0
65°	1700.4	1712.6	1847.8	2206.8	2742.7	3313.3	3571.7	3571.7	3565.4	3427.3	3381.2
67.5°	1355.0	1378.0	1492.8	1879.4	2488.0	3298.8	3772.6	3772.6	3772.0	3582.5	3441.3
69°	1070.5	1094.3	1203.6	1548.1	2201.6	3166.0	3806.2	3806.2	3813.6	3626.2	3404.8
70°	853.4	881.0	956.1	1303.9	1947.3	2991.1	3778.3	3778.3	3791.5	3617.8	3344.4
72.5°	363.2	385.5	438.9	672.2	1186.8	2233.5	3454.6	3454.6	3504.7	3422.8	3060.9
75°	158.6	165.5	189.7	274.0	526.8	1215.6	2706.3	2706.3	2798.8	2926.7	2587.3
77.5°	116.1	119.0	132.3	160.9	236.4	459.1	1740.3	1740.3	1794.2	2110.7	1882.7
80°	89.8	91.9	102.2	118.2	154.4	185.7	793.7	793.7	840.0	1186.8	967.0
82.5°	71.5	73.0	80.1	87.1	106.6	112.5	263.5	263.5	292.3	438.1	267.1
85°	66.5	68.1	70.7	63.5	68.4	66.0	114.0	114.0	119.2	132.3	104.9
87.5°	30.1	35.5	70.0	49.4	36.4	29.0	46.7	46.7	48.8	54.9	55.1
90°	0.0	0.0	0.0	0.0	0.0	0.0	0.0	0.0	0.0	0.0	0.0



REPORT NUMBER: P385783  
 CATALOG NUMBER: GWC-SA1B-760-U-T3

**CANDELA DISTRIBUTION (continued):**

	90°	95°	105°	115°	125°	135°	145°	155°	165°	175°	180°
0°	798.1	798.1	798.1	798.1	798.1	798.1	798.1	798.1	798.1	798.1	798.1
2.5°	800.0	799.4	800.5	797.9	801.1	800.9	799.8	800.2	802.3	802.1	802.3
5°	804.9	804.4	805.7	803.8	807.6	808.9	809.1	811.0	813.3	813.9	813.9
7.5°	817.1	817.1	817.7	815.2	817.7	817.5	816.4	818.3	820.6	820.9	820.6
10°	838.1	838.3	837.3	830.7	828.6	823.0	817.7	817.9	820.9	823.2	823.8
12.5°	864.6	863.8	859.1	847.1	838.3	826.7	821.3	821.1	824.0	825.9	826.5
15°	894.9	892.6	880.6	861.0	845.5	834.1	825.3	823.2	821.5	819.4	819.6
17.5°	923.5	918.2	898.2	871.1	854.7	839.6	822.5	808.9	799.4	793.9	792.2
20°	952.5	942.2	913.4	880.6	859.8	832.2	799.4	771.6	754.4	746.4	744.9
22.5°	979.0	962.4	927.5	890.5	855.8	807.4	755.9	715.5	691.5	680.8	681.6
25°	1004.9	981.7	942.2	897.4	835.6	763.6	695.3	645.7	617.9	605.9	605.5
27.5°	1027.6	1001.3	958.2	891.7	797.9	701.4	623.6	575.2	552.1	541.8	540.1
30°	1053.7	1025.9	979.4	870.1	742.8	629.5	553.5	519.5	503.1	492.8	490.9
32.5°	1085.4	1059.3	996.9	830.7	672.4	554.4	498.9	475.1	460.2	448.6	446.5
35°	1131.7	1103.5	1001.3	774.4	595.0	495.1	458.7	434.3	414.1	399.2	397.7
37.5°	1189.7	1158.8	991.2	701.4	519.9	456.6	425.3	395.2	368.9	347.9	344.5
40°	1273.4	1226.8	963.2	617.3	464.6	426.9	392.7	358.4	325.8	301.2	296.3
42.5°	1374.0	1306.5	920.3	533.6	424.0	396.9	360.3	317.8	286.7	269.2	266.7
45°	1501.8	1389.3	860.8	460.4	384.0	366.8	325.4	286.2	266.9	254.1	252.0
47.5°	1647.8	1482.3	798.3	400.9	350.2	338.6	297.4	272.1	256.8	246.7	244.8
50°	1827.2	1587.2	732.1	352.1	316.1	304.7	284.1	264.4	252.2	244.4	242.5
52.5°	2029.5	1705.6	684.4	313.6	287.9	279.7	277.2	260.2	250.3	244.4	242.5
55°	2247.4	1826.1	632.8	281.2	263.5	265.8	272.6	260.6	253.8	246.7	244.0
57.5°	2465.5	1950.7	575.4	253.8	244.2	255.5	269.4	261.4	255.7	248.8	246.3
60°	2638.0	2029.5	486.5	230.9	228.8	244.2	261.8	255.1	247.7	248.0	247.5
62.5°	2718.5	2025.3	388.2	210.5	213.5	228.8	249.6	245.2	239.1	247.3	248.0
65°	2673.3	1924.4	302.2	192.0	197.1	212.8	237.0	240.4	242.5	258.3	260.4
67.5°	2483.6	1727.9	234.1	175.8	182.1	201.9	238.3	261.8	264.6	281.2	281.0
69°	2287.4	1543.7	203.4	167.4	174.8	204.6	254.7	275.5	265.2	282.9	280.3
70°	2122.9	1397.9	187.0	161.7	171.4	209.5	265.6	275.3	262.0	277.2	273.0
72.5°	1635.0	1005.7	158.6	151.2	160.0	200.4	268.8	269.2	254.7	257.6	250.5
75°	1121.4	635.6	138.4	136.9	142.8	180.7	258.7	257.2	235.6	231.3	225.5
77.5°	618.3	322.8	117.6	123.2	127.2	160.0	235.1	233.0	215.1	206.3	204.2
80°	238.5	141.3	99.3	109.6	112.1	138.6	206.1	204.2	189.3	177.9	174.8
82.5°	90.0	74.0	82.0	94.9	94.0	114.4	174.6	173.5	159.0	142.4	137.3
85°	41.6	44.4	65.0	78.2	72.1	84.8	139.6	141.5	123.9	104.1	104.1
87.5°	17.7	24.8	46.1	59.1	48.6	57.2	102.4	97.8	89.8	62.3	58.5
90°	0.0	0.0	0.0	0.0	0.0	0.0	0.0	0.0	0.0	0.0	0.0



Signify Classified - Internal  
Cooper Lighting Solutions Photometric Lab  
1121 Highway 74 South  
Peachtree City, GA 30269

Scaled Data Report



Report Generated By 670245982

Signify Classified - Internal  
Cooper Lighting Solutions Photometric Lab  
1121 Highway 74 South  
Peachtree City, GA 30269

Scaled Data Report



Signify Classified - Internal  
Cooper Lighting Solutions Photometric Lab  
1121 Highway 74 South  
Peachtree City, GA 30269

Scaled Data Report



Signify Classified - Internal  
Cooper Lighting Solutions Photometric Lab  
1121 Highway 74 South  
Peachtree City, GA 30269

Scaled Data Report



Signify Classified - Internal  
Cooper Lighting Solutions Photometric Lab  
1121 Highway 74 South  
Peachtree City, GA 30269

Scaled Data Report



--- HS    — SS

Signify Classified - Internal  
Cooper Lighting Solutions Photometric Lab  
1121 Highway 74 South  
Peachtree City, GA 30269

Scaled Data Report



u

Signify Classified - Internal  
Cooper Lighting Solutions Photometric Lab  
1121 Highway 74 South  
Peachtree City, GA 30269

Scaled Data Report



Signify Classified - Internal  
Cooper Lighting Solutions Photometric Lab  
1121 Highway 74 South  
Peachtree City, GA 30269

Scaled Data Report



(END OF REPORT)